



PACIFIC NORTHWEST

Hi Everyone!

[Here is the schedule for the 2012 USTA Mixed Doubles League Playoffs.](#)

Scoring format to remain the same as the season format. Times and dates are subject to change.

Playoffs: February 11th & 12th, 2012 (THPRD)

Sectionals: August 17th - 19th, 2012 (Sunriver, OR)

Regionals/Nationals: November 2012

We will have the following draws:

6.0 - 4 team playoff (top 2 teams in each flight: A and B)

7.0 - 12 team playoff (top 2 teams in each flight: A, B, C, D, E, F)

8.0 - 8 team playoff (top 2 teams in each flight: A, B, C, D)

9.0 - 4 team playoff (top 1 team in each flight: A, B, C, plus 1 wildcard)

10.0 - (no playoff)

Seeding of 1st place teams will be based on "Best Record" format.

2nd place teams and wildcards will not be seeded.

All teams will be placed in draws to accommodate a "Non same team 1st round play".

In the event of uneven flight sizes, a percentage of win/loss records will be used to determine best records:

i.e. (tie situation in an uneven flight comparison)

Team "A" has a 7-2 team record with 21 individual wins.

*7-2 record = 9 total team matches * 3 individual matches = 27 total individual matches possible.*

21 individual matches / 27 total matches = 77.7777% win/loss record.

Team "B" has a 6-2 team record with 19 individual wins.

*6-2 record = 8 total team matches * 3 individual matches = 24 total individual matches possible.*

19 individual matches / 24 total matches = 79.1666% win/loss record.

Therefore, Team "B" has a better record than Team "A"

USTA Mixed Doubles Match Schedule:

All matches will be played at [Tualatin Hills Park and Recreation District \(THPRD\)](#).

Saturday Feb 11, 2012

Courts 1, 2, 3 - 7.0, 12:00p

Courts 4, 5, 6 - 7.0, 12:00p

Courts 1, 2, 3 - 7.0, 1:30p

Courts 4, 5, 6 - 7.0, 1:30p

Courts 1, 2, 3 - 7.0, 3:00p

Courts 4, 5, 6 - 7.0, 3:00p

Courts 1, 2, 3 - 7.0, 4:30p

Courts 4, 5, 6 - 7.0, 4:30p

Courts 1, 2, 3 - 8.0, 6:00p

Courts 4, 5, 6 - 8.0, 6:00p

Courts 1, 2, 3 - 8.0, 7:30p

Courts 4, 5, 6 - 8.0, 7:30p

Sunday Feb 12, 2012

Courts 1, 2, 3 - 8.0, (Semi) 12:00p

Courts 4, 5, 6 - 8.0, (Semi) 12:00p

Courts 1, 2, 3 - 6.0, (Semi) 1:30p

Courts 4, 5, 6 - 6.0, (Semi) 1:30p

Courts 1, 2, 3 - 9.0, (Semi) 3:00p

Courts 4, 5, 6 - 9.0, (Semi) 3:00p

Courts 1, 2, 3 - 7.0, (Semi) 4:30p

Courts 4, 5, 6 - 7.0, (Semi) 4:30p

Courts 1, 2, 3 - 6.0, (Final) 6:00p

Courts 4, 5, 6 - 8.0, (Final) 6:00p

Courts 1, 2, 3 - 7.0, (Final) 7:30p

Courts 4, 5, 6 - 9.0, (Final) 7:30p

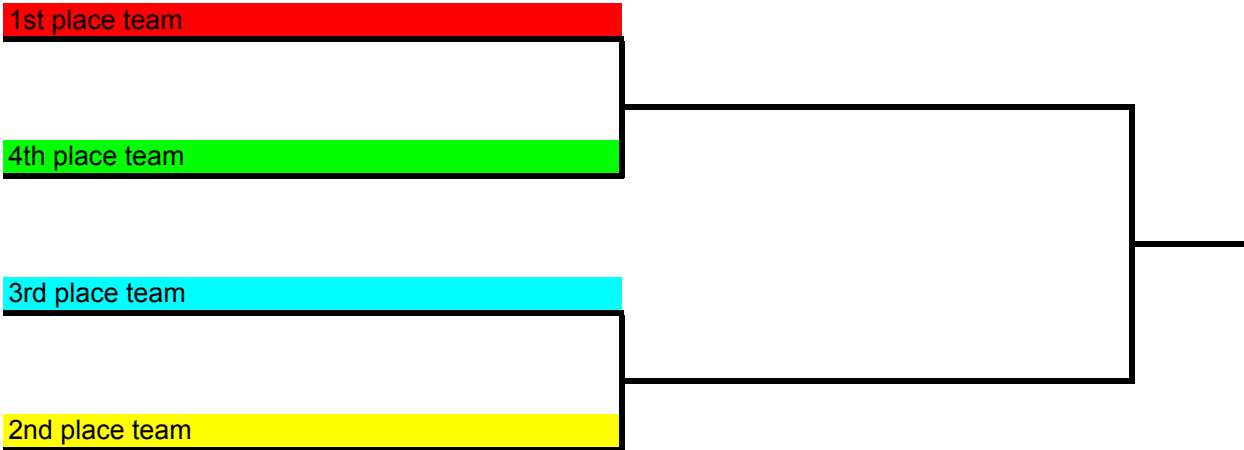
Draw Layouts using "Non Same Flight 1st round play".

To avoid first round play against another team in same flight,
we have (color coded) generic draw layouts below for team placement.


1st place teams will be seeded.

2nd place teams and wildcards will not be seeded and
placed in draw by color indicated or random draw that is NOT the same flight.

1 Flight draw layout:



2 Flight draw layout:



3 Flight Draw layout: wildcards go to the top (2) 3rd place teams based upon stats and standings.

(Red flight) 1st place team w/ best record

(Yellow flight) 1st place team w/ 2nd best record

(Blue flight) 1st place team w/ 3rd best record

1st place team, best record (Red)

3rd place wildcard NOT from (Red)

2nd place team (Yellow)

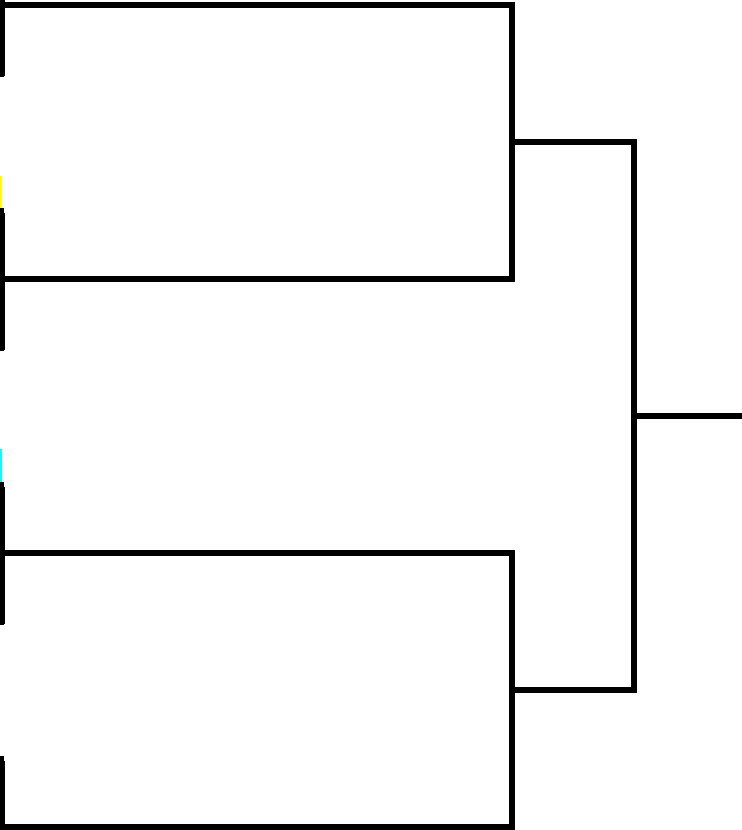
2nd place team (Blue)

1st place team, 3rd best record (Blue)

2nd place team (Red)

3rd place wildcard NOT from (Yellow)

1st place team, 2nd best record (Yellow)



4 Flight Draw layout:

- (Red flight) 1st place team, best record
- (Yellow flight) 1st place team, 2nd best record
- (Blue flight) 1st place team, 3rd best record
- (Green flight) 1st place team, 4th best record

1st place team, best record (Red)

2nd place team (Blue)

2nd place team (Yellow)

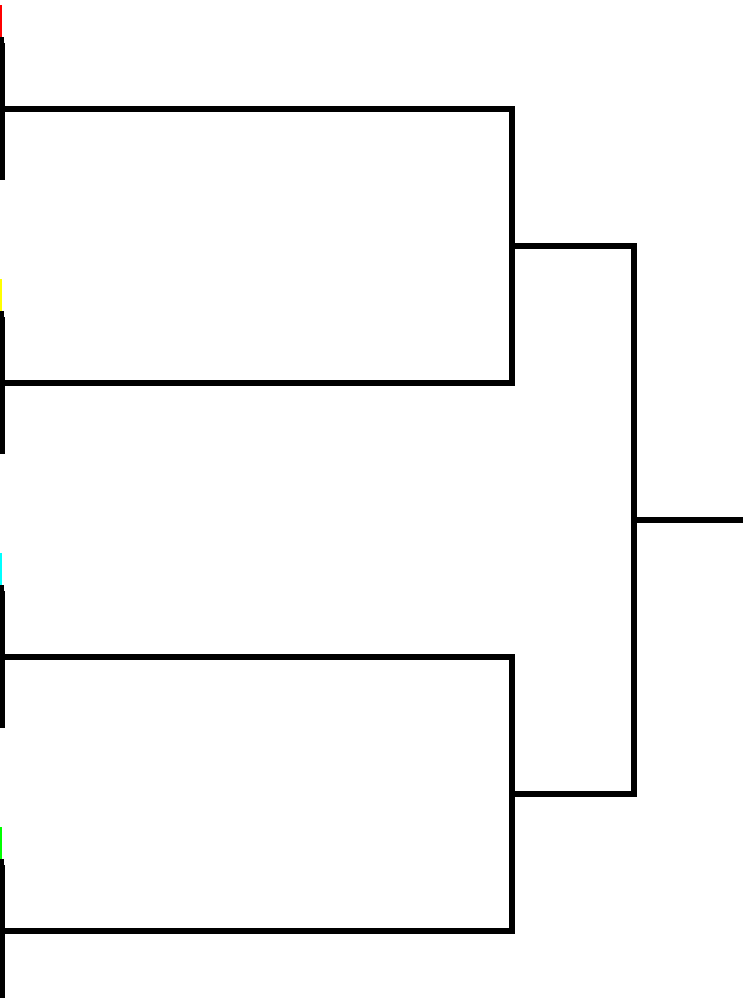
1st place team, 4th best record (Green)

1st place team, 3rd best record (Blue)

2nd place team (Red)

2nd place team (Green)

1st place team, 2nd best record (Yellow)



5 Flight Draw layout: wildcards go to the top (3) 2nd place teams based upon stats and standings.

(Red flight) 1st place team, best record

(Yellow flight) 1st place team, 2nd best record

(Blue flight) 1st place team, 3rd best record

(Green flight) 1st place team, 4th best record

(Pink flight) 1st place team, 5th best record

1st place team, best record (Red)

2nd place wildcard NOT from (Red)

1st place team, 5th best record (Pink)

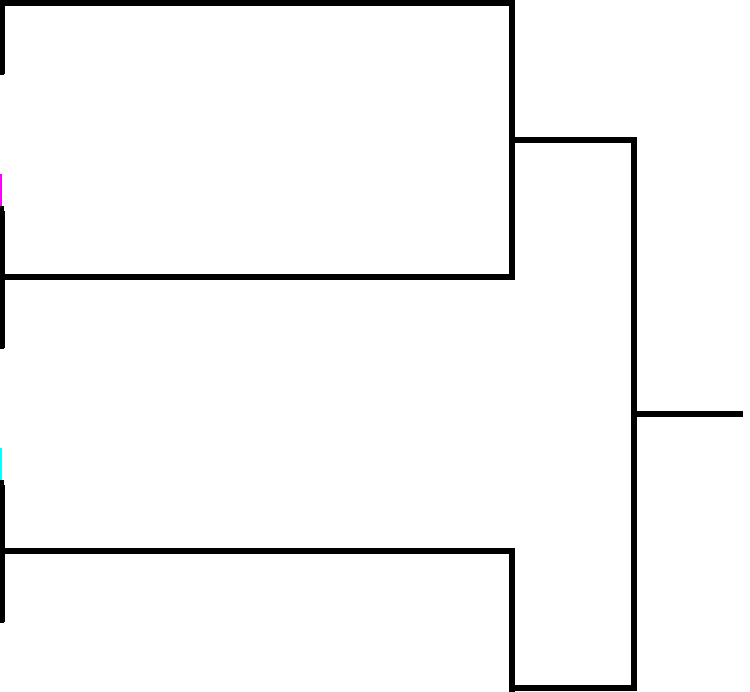
1st place team, 4th best record (Green)

1st place team, 3rd best record (Blue)

2nd place wildcard NOT from (Blue)

2nd place wildcard NOT from (Yellow)

1st place team, 2nd best record (Yellow)



6 Flight Draw layout: (taking 12 teams to playoffs)

- (Red flight) 1st place team, best record
- (Yellow flight) 1st place team, 2nd best record
- (Blue flight) 1st place team, 3rd best record
- (Green flight) 1st place team, 4th best record
- (Pink flight) 1st place team, 5th best record
- (Orange flight) 1st place team, 6th best record

